


VERSUS DUO



STRENGTHS

- > Double-flow ventilation room by room
- > Installation in wet rooms only: bathroom and kitchen
- > Can be installed alone to ventilate a single room
- > Very easy to install, ideal for renovation thanks to ready-to-use elements
- > Extremely quiet operation: from 14 dB(A)
- > Flow rate up to 45 m³/hour
- > Heat recovery efficiency up to 94%
- > Controller for controlling appliances
- > Humidity sensor included

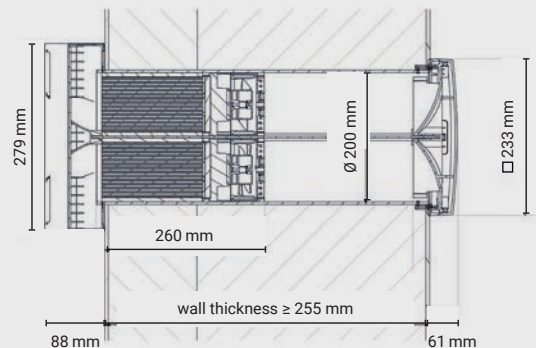
Description	Ref. no.
Versus Duo - Kit	1306.0004

DESCRIPTION

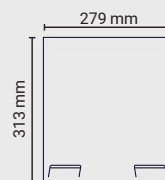
- > 2 reversible half-cylinder fans, each with temperature controller and wind pressure stabiliser, including 2 G3 - Coarse 45% pollen filters (in accordance with ISO 16890)
- > Speed can be adjusted gradually or according to 4 predefined levels via the controller
- > 2 ceramic honeycomb half-cylinder heat accumulators with efficiency of up to 94%
- > Wall-mounted sleeve with vertical airflow separation
- > White inner panel with vertical airflow separation
- > White external cover with weather protection, resistant to driving rain, with air flow separation
- > Controller including built-in power supply. Touch control, LED display for speed and "heat recovery" and "ventilation" operating modes. Pause function (1, 2, 4 or 8 hours), boost function (15 min) and operating hours counter. Available in two versions (see accessories page 37):
 - s4: controls up to 2 devices (including sensors)
 - s8: controls up to 4 devices (including sensors)
- > Humidity sensors can be connected to display relative humidity and ambient air temperature

DIMENSIONS

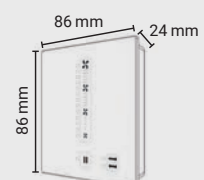
Weight: 8 kg / 450 g (controller)



External cover



Controller



TECHNICAL DATA

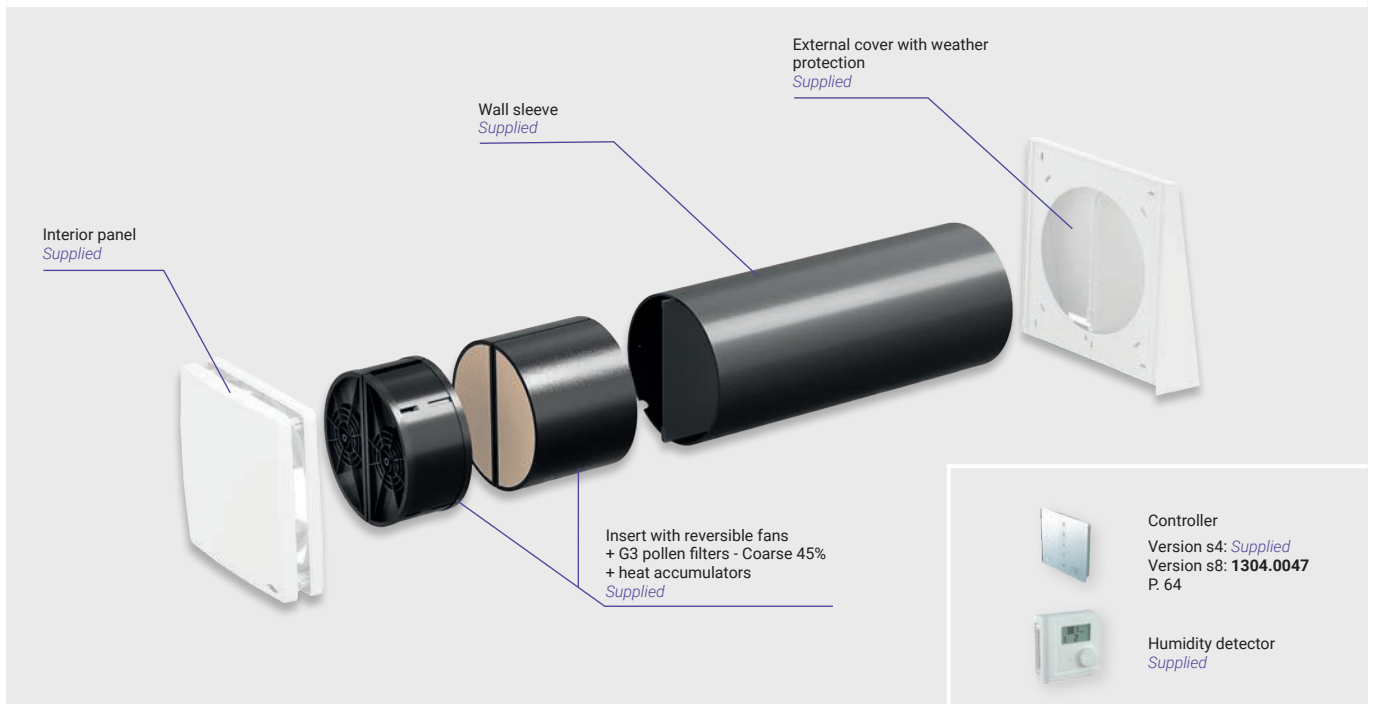
- > Maximum flow rate: 45 m³/h
- > Maximum power: 3 W
- > Energy rating: **A+** (with sensors) / **A** (without sensors)
- > Voltage: 6-16 V DC
- > Module rating: IPX4
- > Maximum operating temperatures: -20°C / 50°C



Complies with Eco-design directive 1253/2014 and energy labelling directive 1254/2014



EXAMPLE OF A STANDARD SET-UP



PERFORMANCE

		Controller s4	Controller s8
Air flow rate in heat recovery mode (m ³ /h)	5 - 23		
Extracted air flow rate (m ³ /h)	10 - 45		
Power (W)	0.5 - 3		
Sound pressure level dB(A), 2m	14 - 38		
Heat recovery (%)	94		
		Mains voltage (V AC), (Hz)	230, 50
		Input voltage (V DC)	24
		Fan voltage (V DC)	6.7 - 15.3
		External input (V DC)	0 - 10
		Power (W)	max 11
		Standby (W)	< 1

BOX CONTENTS

Description	Quantity
Insert with reversible fans + G3 pollen filters - Coarse 45% + heat accumulators	1
Interior panel	1
Wall sleeve	1
External cover with weather protection	1
Controller s4	1
Humidity detector	1

ACCESSORIES

Description	Ref. no.	Details
Interior panel	1304.0045	P. 64
Wall sleeve	1304.0044	
Soundproofing insert for wall sleeve	1304.0035	
External cover with weather protection - white	1304.0024	
Controller s4	1304.0046	
Controller s8	1304.0047	
Flush-mounting box for s4/s8 controller	1304.0052	P. 59
Humidity detector	1304.0048	
G3 Pollen filter - Coarse 45%	1304.0032	
Pollen filter M5 - Coarse 75%	1304.0033	
100 g/m ² activated carbon odour filters	1304.0034	